



AGC Range Orientation



Associated Gun Clubs of Baltimore, Inc.
11518 Marriottsville Road
Marriottsville, MD 21104
410-461-8532

(Rev 08-12-2021)

Associated Gun Clubs of Baltimore (AGC)

Archery Range

Memorial Hall

Trap Fields

Shooting
Bays

200 Yard
Range

100 Yard Range

50 Yard Range
(Handgun)

Barnes Range House

AGC Lane

Marriottsville Road

Wards Chapel Rd



AGC Range Facilities

(Item 1 on AGC Affidavit)

The AGC hosts 8 different Ranges:

- 50 Yard (Handgun) Range
- 100 Yard (Barnes) Range
- 200 Yard Range
- Trap Range
- Shotgun Patterning Range
- Archery Range
- Indoor Pellet Range
- Shooting Bays



Eye and Ear Protection

Mandatory on Hot Ranges

- Protect your eyes and ears by using protection
- Eye protection and ear plugs available for purchase



50 Yard Handgun Range

- 58 Lanes, target receptacles at 25 & 50 yards
- For pistol-caliber handguns only
 - Ballistics between .22 rimfire and .500 S&W
- No rifle-caliber handguns or shot shells
- Firing from a position other than standing, or sitting on a stool, is prohibited
- When AGC-owned frames are used, only one target with a single, centered aiming point is permitted



100 Yard Multi-Purpose Range

- Rifles, handguns and shotguns permitted
- Positions left of orange poles (1-57) require Range Safety Officer (RSO) approval
- Shooting bench front legs must be positioned on forward edge of concrete pad
- Fixed Target receptacles at 25, 50 & 100 yards



100 Yard Bench Rest Range

- 10 Rightmost lanes – Benchrest shooting only
 - Stay off Red Zone while line is hot
- Target holders at 50 & 100 yards



200 Yard Multi-Purpose Range

- Rifles, handguns and shotguns permitted
- Shooting bench front legs must be positioned on forward edge of concrete pad
- Orange flag must be displayed forward of firing line when anyone is down range
- Target carriages for paper only
- Portable target holders must be placed behind pits in front of impact area
- Firearms shall **NOT** be left unattended
- Intermediate impact berms at 50, 100, and 150 meters, for steel silhouette shooting of handguns **ONLY** during sanctioned matches



200- YARD PIT ROOF



AGC style personal/portable target frame, **with paper target only**, may be placed in the holders on the back of the retaining wall.



TARGET FRAME CARRIAGE

- Carriages are for Matches and club events
- They can be made available by e-mailing:
high_power@AGCrange.org



Trap Range

- 4 trap fields, operate independently – 5 shooters per each field
- 3 American Standard trap houses, 1 Wobble
- Manual throwers available (See RSO)
- 7-1/2, 8 and 9 shot sizes **ONLY**
- Less than or equal to 1200 fps, max 3 dram equivalent load
- Shots fired from shoulder only, folding stocks in extended position
- Shotguns will remain unloaded, actions open, until ready to shoot
- ECIs not required on this range only



Cone on trap house indicates field Cold



Place cone beside house before going Hot

Trap Range

- Wobble is the furthest (right) of 4 trap fields, and operates with wireless mics
- Must shoot from behind 16-yard line



Shotgun Patterning Range

- For PATTERNING Shotguns only, not “practice”
- NO SLUGS
- NO LEAD shot larger than # 2
- NO STEEL shot larger than # BBB
- Placing objects on top of frame is prohibited
- Paper roll under overhang on Memorial Hall



Archery Range



- Bows & Cross-Bows
- **NO** sky drawing
- Field points Only in AGC targets
- You're welcome to bring your own target
- Archers shall designate a common firing line

Indoor Pellet Range

- 6 Lanes - Firing line is black stripe - must be inline with your lane
- Compressed Air, Carbon Dioxide and Spring-Powered guns permitted
- Blunt-nose, less than or equal to 25 grains
- .177 less than or equal to 1000 fps
- .22 less than or equal to 800 fps



Shooting Bays

- 7 Bays – 15-65 yards
- Area still being improved
(get involved, you can help)
- Open for Club and AGC events only
- Events need to be coordinated with AGC EVP





AGC Action Shooting

<https://action.agcrange.org>

See website for details

Pistol Events

Rifle-Pistol Events (2-gun)

IDPA

Rifle-Pistol-Shotgun (3-gun)





Hours of Operation

(Item 1.1 on AGC Affidavit)

- M-F, 8am - 8pm or Sunset (whichever comes first)
- Sat-Sun, 9am-8 pm or Sunset (whichever comes first)

- Ranges open every day except:
 - Thanksgiving Day. CLOSED AT 2:00 pm
 - Christmas Day, CLOSED ALL DAY
 - New Year's Day, CLOSED ALL DAY

- AGC Public trap open 6 - 9:00 pm on Wednesdays, and 12 – 4:00 pm Saturday & Sunday
- AGC Pistol league open until 9:00 pm on Tuesdays
- Ranges can be closed for Events. See Events Calendar on AGC website:

<https://www.agcrange.org/calendar>

Why Hours strictly enforced?

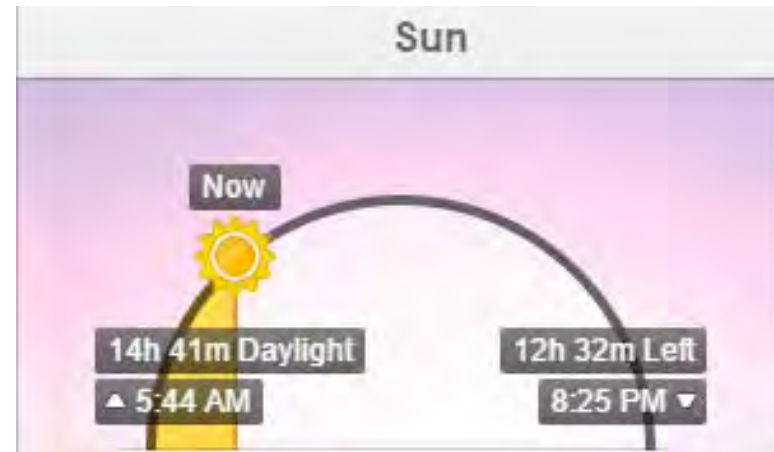
(Item 1.1.1 on AGC Affidavit)

- These times have been agreed upon with our neighbors
- No shots are to be fired on AGC property outside the specified open hours.

When is Sunset?

(Item 1.1.2 on AGC Affidavit)

- AGC uses Naval Observatory sunrise/set times





Restrooms, Telephones Fire Extinguishers

(Item 1.2 on AGC Affidavit)

- These will be pointed out during the walkthrough
- There are Restrooms in the rear of the Barnes Range house, “porta pottys” on the pistol and near the 200 yard ranges, and rest rooms in Memorial Hall.
- There are land-line Telephones in the Barnes Range house and in Memorial Hall
- There are Fire Extinguishers in every building



Parking Procedures

(Item 1.3 on AGC Affidavit)

- We ask that guests park in lot closest to Marriotsville road
- If you don't have a lot of gear, leave spaces closest to range for those that do
- Please don't block building doors or others that need to back out of their spaces
- Be mindful of ruts if you must park on grassy areas
- Driving on any range requires RSO permission



AGC Range Rules

(Items 2.1 and 2.2 on AGC Affidavit)

- AGC Range Rules are available:
 - Online at: www.AGCRange.org
 - Barnes Range House (ask an RSO)
- It is ***YOUR*** Responsibility to stay current
- This orientation and walkthrough does not cover every range rule, just the highlights
- Be sure to read them and ask questions



Guests Policy

(Item 2.3 on AGC Affidavit)

- You may bring Guests for \$10.00 per day, per guest
- You must register each guest at Barnes Range House (see RSO)
- Your guest will be linked to your badge number
- You are responsible for supervising your guests at all times
- Any violation of any range rule your guests commit, will be held against you, the badged member
- You and your guests may only occupy 1 lane or 1 trap field
- If you are providing guest instruction that results in issuance of a 'certificate of accomplishment', or if you are compensated in any way, then your activity falls under the provisions of Chapter XV, Certified Instructor Organizations (CIO) and Firearms Instructors in AGC's Policy & Procedures Manual (posted on the AGC website)



Range Safety Officer (RSO)

(Item 2.4 on AGC Affidavit)

- The RSO's primary function is to help shooters use the range safely
- If you are unsure of anything, ask an RSO
- RSO decisions are final; arguing could result in Class 3 infraction and you may be ordered to leave the range
- Refusing to follow RSO direction could result in a Class 4 infraction and badge being impounded
- If your badge has been taken, you must ask your club to request the Range Safety & Standard Operating Procedures (RSSOP) Committee to hear your case
- RSSOP will make a recommendation to the Executive Committee of AGC



Cardinal Rules of Gun Safety

(Item 3.1 on AGC Affidavit)

- Assume that all guns are always loaded
- Never point the gun at anything you are not willing to shoot
- Keep your finger off the trigger until your sights are on the target and you are ready to shoot
- Be sure of your *target* and what is beyond it

Speaking of *Targets*...



Target Placement

- Point of view from shooting position (line of sight)
 - All rounds must land in the Impact Area
 - Target height varies (Standing, Bench, Prone)
 - Be sure of your *target* and what is beyond it

Brief Analysis of firearm types

(Item 3.2 on AGC Affidavit)

- It is your responsibility to understand how you safely load, and unload your firearm
- Empty Chamber Indicators (ECIs) are required as a declaration that you have unloaded your firearm:
 - During Cease Fires
 - While transporting uncased firearms
 - For racked firearms
 - **Except:** muzzleloaders and at the Trap Fields




Examples of ECI use

(Item 3.2.3 on AGC Affidavit)

- Most clubs/firearm stores offer ECIs
- AGC also sells ECIs for \$1.00
- The following are examples of proper and improper ECI use on a variety of firearm types



= Improper



= proper




Pistols



AR Style Firearms



AK Style Firearms



Pump, Lever, Bolt Actions



When is the next Cease Fire?

(Item 3.3.1 on AGC Affidavit)

- Routine cease fire called top and bottom of the hour



- Times may differ if a match is underway, (ask an RSO)
- **ANY MEMBER CAN AND SHOULD CALL AN IMMEDIATE CEASE FIRE** if they spot a safety situation that warrants it; person forward of firing line, wildlife on the range, etc.

Cease Fires

(Item 3.3.2 on AGC Affidavit)

- AGC ranges are either HOT or COLD
 - HOT means it is safe to fire your firearm
 - COLD means you may not touch firearms
 - COLD also means it is safe to go *down range*
- AGC uses scripted Cease Fire commands to transition between HOT and COLD range conditions

COLD Range

- Range is COLD during cease fires and non-business hours
- If you arrive and the range is COLD:
 - You may place your cased firearm on a Bench
 - You may place your cased firearm in a Rack
- You may NOT otherwise touch a firearm until the line is called HOT



Cease Fire Script

- **“Cease fire, (pause) cease fire!”**
- **“Make all firearms safe; unload; remove magazine, open action and insert Empty Chamber Indicator.”**
- **“When your firearms are safe and you have visually checked your neighbors firearms to make sure they are safe, stand behind the white line” or at RSO discretion “step off the concrete pad.”**
- **“If you or your neighbor have difficulty making all firearms safe, remain in place and raise your hand.”**
- **If that occurs: “Everyone please stand by while we resolve a problem.” When resolved, continue with:**
- **“You have indicated that all firearms are unloaded and rendered safe.”**
- **“The range is COLD. You may go forward and post or retrieve targets.”**
- **" Do not handle any uncased firearms during a cease fire."**
- **“The field is clear. The range is HOT!”**

Cease Fire Script, *Broken down*

(Item 3.3.2 on AGC Affidavit)

- **“Cease Fire!”** means **IMMEDIATELY STOP** what you are doing; **FREEZE!**
- **Listen Carefully for additional commands**
- **ANYONE SHOULD CALL A CEASE FIRE** if something is unsafe, Examples:
 - Someone is downrange
 - Wildlife on the range
 - Visibility suddenly lost (heavy snow)
- **Get RSO’s attention**


Cease Fire Script, *Broken down*

(Item 3.3.2 on AGC Affidavit)

- Second command in Cease fire Script is:
- **“Make all firearms safe”**, which means:
 - **“Unload”** Remove ammunition source (varies by firearm)
 - Open Action
 - **VERIFY** firearm does not contain any ammunition
 - Insert ECI or case your firearm
 - (Bring your case to your firearm on the firing line, not your firearm to the case)*
 - You may also rack your firearm if you choose
 - (with ammo source removed and ECI in place)*

History of the AGC

The Associated Gun Clubs of Baltimore, Inc. (AGC) was formed July 1, 1944, when a number of World War II veterans in the Baltimore area began looking for a place for recreational and competitive shooting. 15 Baltimore area shooting clubs came together to form the AGC. They then acquired the land and shooting facilities originally built by the US Army Corps of Engineers as part of the war effort.



Organization

- The AGC is governed by a Board of Trustees comprised of one member representing each of the 15 original charter clubs
- There are also Associated clubs. While these clubs provide highly valued input and feedback to the Trustees, they do not vote
- Club membership is required in order to purchase an AGC range badge
- AGC sells range badges

Organization (cont'd)

- At the end of every even year, the Trustees elect a President, Vice President, Executive Vice President, Secretary, and Treasurer that serve as AGC's Executive Committee
- The Executive Committee manages all AGC business matters in accordance with the organization's bylaws



Are there any questions about what we have covered so far?

We will now visit each of the various ranges and facilities.

Please do not hesitate to ask questions as they occur to you.

We hope you enjoy the opportunities for recreational shooting at AGC as much as we do.

Change Log

8-12-2021 Revisions:

- Baseline Range and Safety Orientation used for changes was Rev 2-23-2020
 - Updated cease fire script slide - Added additional information that requests members also visually check neighbors firearms to make sure they are safe, and what to do if they see a neighbor having difficulty making their firearms safe.
 - Updated archery slide - Replaced photo to reflect new range location and removed all information concerning volunteering.
 - Updated AGC map photo to show Archery Range location
 - Updated Shooting Bay slide - Removed 100+ yard bay coming in 2020 bullet, updated the number of bays from 6 to 7, and corrected distance from 15-75 yards to 15-65 yards
 - Updated Action Shooting slide “see website details” link
 - Updated Hours of Operation slide event calendar website link
 - Added change log page